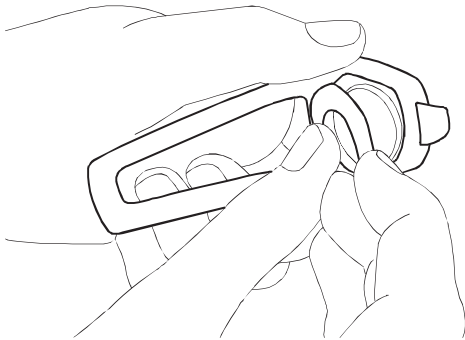
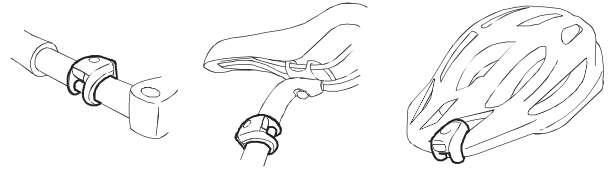
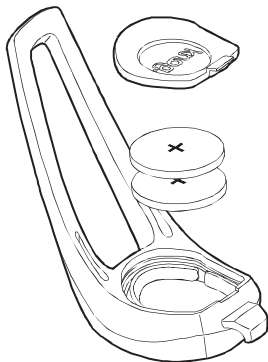


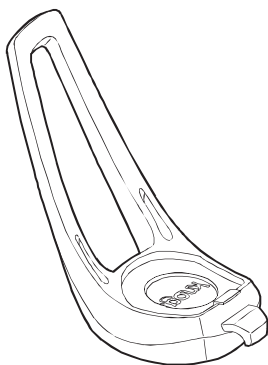
FROG STROBE



Turn Frog over and remove plastic cover to change batteries



Replace batteries, ensuring that the positive (+) and negative (-) sides of the batteries are facing the correct way



Replace battery cover, making sure it clicks into place.



LET'S BREAK IT DOWN...

- BURN TIME:** 30hrs (constant) 220 hrs (flashing)
- DIMENSIONS:** 45 x 58 x 41 mm
- WEIGHT:** 58 grams (including batteries)
- BATTERIES:** 2 x AAA included
- LED SPECS:** Super-Bright 4 LED light
- LIGHT OUTPUT:** 60,000 millicandelas
- MODES:** Red LED - 5 Flashing, 1 constant
White LED - 2 Flashing, 1 constant
- FEATURES:** Water-resistant, superslim, flexible silicone body. Integrated clipping feature. Quick release mounting. Low-battery warning indicator. Visible up to 600 metres
- NOTE:** Safety light only

DIRECTIONS FOR USE

- For optimal use do not mix old and new batteries
- Use compatible batteries with the following IEC (CR 2032)

GEBRUIKSAANWIJZIGING

- Voor een optimale werking vermeng geen oude met nieuwe batterijen
- Gebruik enkel overeenstemmende batterijen met de volgende IEC (CR 2032)

NOTICES D'EMPLOI

- Pour l'exécution optimale, ne mélangez pas les vieilles et nouvelles batteries
- Utilisez les batteries compatibles avec le IEC suivant (CR 2032)

SENSEI PER USO

- Per le prestazioni migliori, non mescoli le vecchie e nuove batterie
- Utilizzi le batterie compatibili con il seguente IEC (CR 2032)

GEBRAUCHSANWEISUNGEN

- Für optimale Leistung mischen, Sie nicht die alten und neuen Batterien
- Benutzen Sie kompatible Batterien mit dem folgenden IEC (CR 2032)

取扱説明書

- 新しい電池と古い電池の併用は、しないで下さい。
- CR2032タイプの電池を使用して下さい。

www.knog.com.au

Designed by KNOG
Made in China