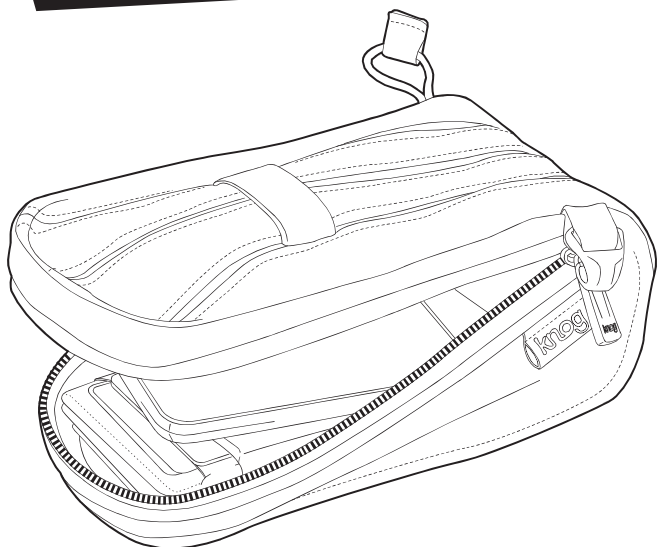


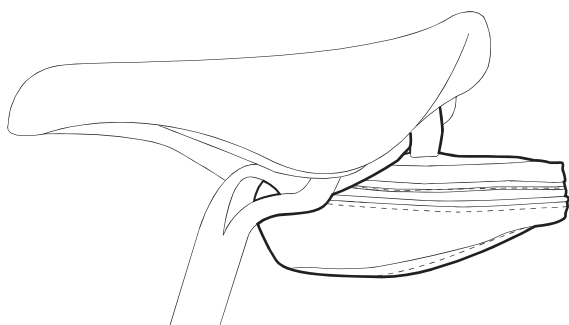
# SADDLE DOG



**1.2 LITRE MAXI**



**SADDLE DOG EASILY HOLDS YOUR REPAIR KIT, WALLET, PHONES ETC**



**SITS SNUG UNDER YOUR SEAT**

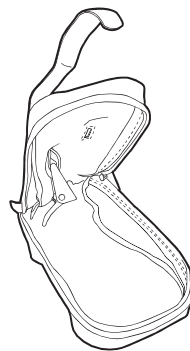
**REFLECTIVE PIPING FOR NIGHT VISIBILITY**

**WATER-RESISTENT WAXED FABRIC BODY**

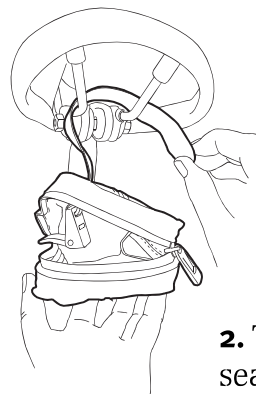
**HUGE 1.2 LITRE CAPACITY**



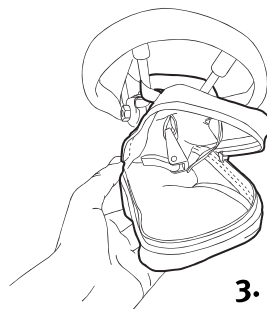
[www.knog.com.au](http://www.knog.com.au)



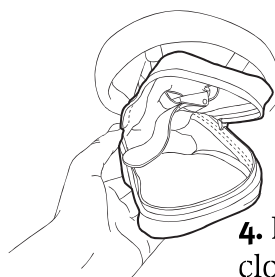
**1. Unclip cam buckle and pull strap out of Saddle Dog**



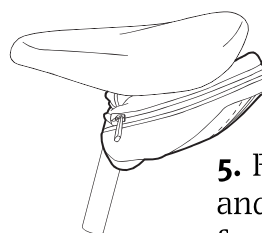
**2. Thread strap through seat bars**



**3. Thread strap back into Saddle Dog, and insert into cam buckle**



**4. Pull the strap tight and close cam buckle to secure**



**5. Fasten the elastic hook and loop around seat post for extra stability**